



# SenFin

**SECURITIES**

## DAILY MARKET REPORT

Colombo Stock Exchange - Day End Summary

Thursday April 30, 2026

Prepared by  
**Senfin Research**

# Daily Report

## CSE Trade Summary

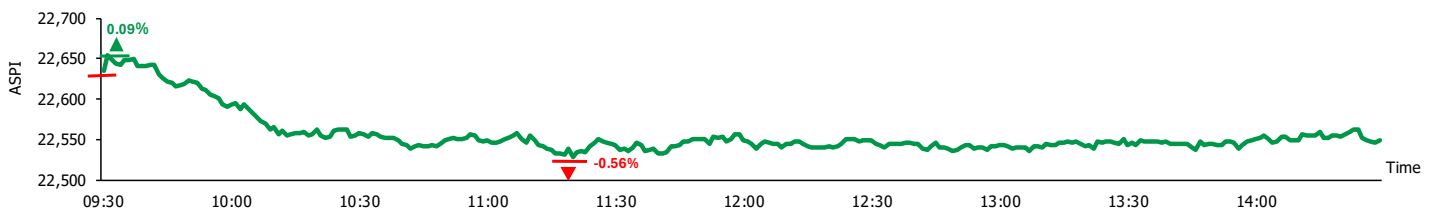
Market Ends the Day Negatively	Today	Previous	Chg	Chg (%)	YTD Chg	YTD (%)
CSE All Share Price Index (ASPI)	22,549.5	22,635.0	(85.5)	(0.38)	(74.8)	(0.3)
S&P SL 20 Index	6,207.6	6,241.0	(33.4)	(0.5)	50.2	0.8
RSI	57.2	59.51				
Value of Turnover (LKR Mn)	3,441.0	4,191.3	(750.3)	(17.9)		
TRI on All Share (ASTRI)	35,083.7	35,213.1				
Foreign Purchases (LKR Mn)	270.7	141.7				
Foreign Sales (LKR Mn)	345.7	474.2				
Foreign Net Flow (LKR Mn)	(75.0)	(332.5)				
Volume of Turnover (No. in Mn)	155.8	214.3				
Market Capitalization (LKR Bn)	8,174.6	8,200.0				

Market Valuation	
PER (x)	11.6
PBV (x)	1.4
DY (%)	2.8

## Intra-Day Trading of ASPI

Exchange Date	Opening Index	Day's High	Day's High - Opening Index	Day's Low	Day's Low - Opening Index	Closing Index	Intra-Day Point Change	% Change
30-Apr-2026	22,635.00	22,655.90	20.90	22,529.05	-105.95	22,549.53	-85.47	-0.38%



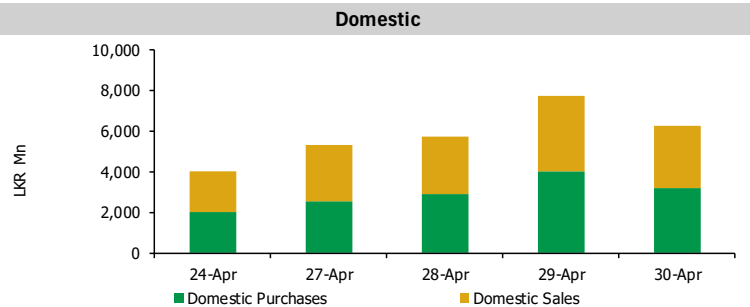
## Top Gainers and Top Losers

Top 5 Gainers	Price (LKR)	Chg (LKR)	Chg (%)
ASPH	0.5	0.1	25.00%
SLND	2,023.3	311.8	18.21%
HOPH	52.2	4.2	8.75%
WATA	50.4	3.5	7.46%
KAHA	20.1	1.2	6.34%

Top 5 Losers	Price (LKR)	Chg (LKR)	Chg (%)
SEMB(X)	0.2	(0.1)	-33.33%
SEMB	0.8	(0.1)	-11.11%
BFN	39.1	(2.8)	-6.68%
INME	1,797.5	(100.0)	-5.27%
OFEQ	536.3	(29.8)	-5.25%

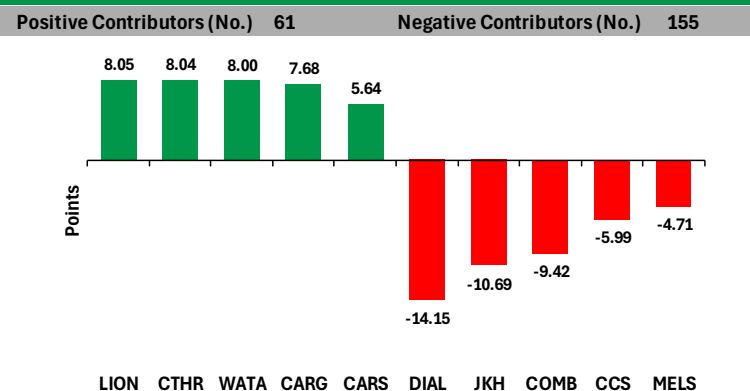
## Turnover Breakdown



## Top Crossings

Stock	Qty	Price	Turnover(LKR)
JKH	18,000,000	20.40	367,200,000
AEL	2,400,000	75.50	181,200,000
ELPL	960,000	180.00	172,800,000
MELS	370,000	183.00	67,960,000
NDB	500,000	112.00	56,000,000

## Contributors to ASPI



## Contributors to Share Volume

Stock	Price (LKR)	Chg (%)	Volume
JKH	20.40	-0.97%	28,589,366
JXG	13.30	-2.92%	26,504,194
KOTA	10.00	0.50%	14,350,710
ASPH	0.50	25.00%	6,625,213
SEMB	0.80	11.11%	2,945,132

# Daily Foreign Participation

## Top Net Foreign Activities (Based on Value)

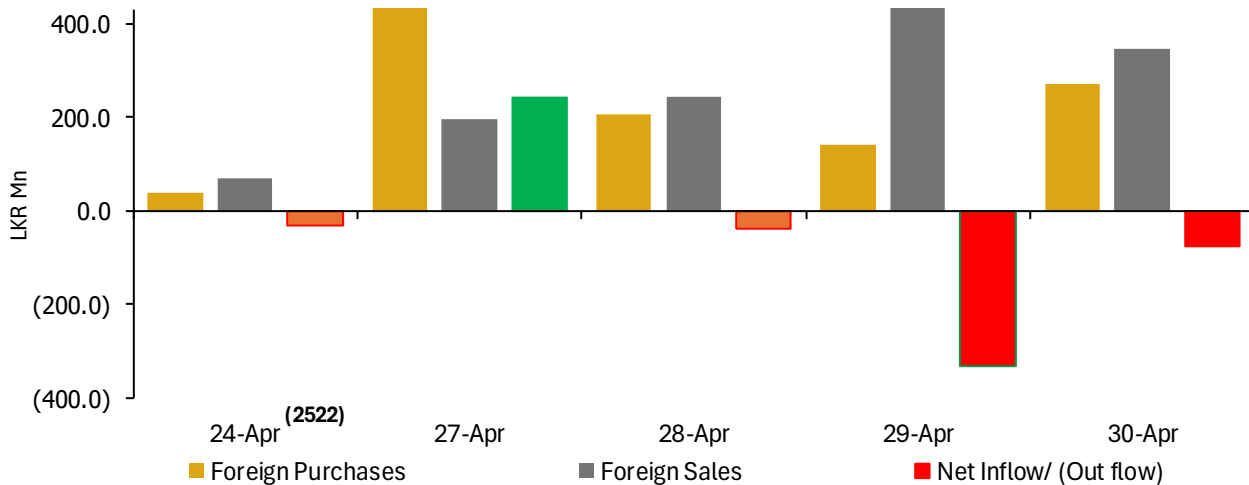
Top Net Foreign Purchases	LKR Mn	Top Net Foreign Sales	LKR Mn
ELPL	121.50	AEL	(150.87)
LIOC	39.61	JKH	(78.41)
AAIC	9.13	CINS(X)	(6.66)
LGL(X)	7.92	DIAL	(6.13)
HAYC	7.20	HAYL	(3.69)

## Annual Foreign Participation

Year	Foreign Purchases (LKR Mn)	Foreign Sales (LKR Mn)	Net (LKR Mn)
2020	53,023	104,246	(51,223)
2021	34,018	86,665	(52,647)
2022	67,484	36,878	30,606
2023	41,470	48,766	(7,296)
2024	48,686	58,579	(9,893)
2025	61,283	95,672	(34,389)
2026*	17,398	42,121	(24,723)

\*From January 02 to April 30, 2026

## Foreign Activities During Last 5 Days

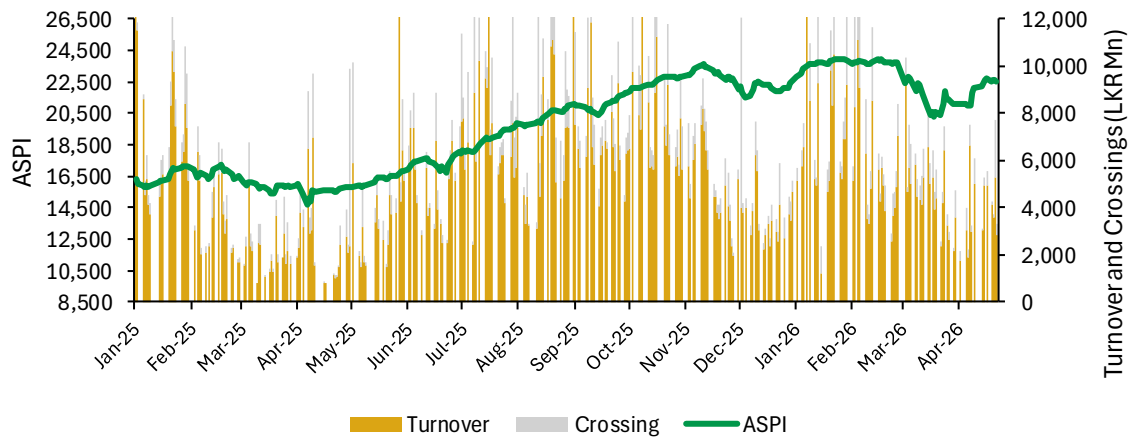


## Monthly Crossings as a % of Total Turnover

Month	Market Turnover (LKR Mn)	Crossings (LKR Mn)	Crossings as a % of Market Turnover
<b>2025</b>			
January	140,432	21,543	15%
February	58,416	9,859	17%
March	39,349	10,677	27%
April	48,268	19,460	40%
May	79,998	31,142	39%
June	91,895	11,014	12%
July	157,486	48,290	31%
August	124,835	51,169	41%
September	148,757	41,127	28%
October	157,220	39,477	25%
November	94,686	15,711	17%
December	68,772	19,083	28%
<b>2026</b>			
January	131,273	29,801	23%
February	106,729	29,230	27%
March	98,825	18,314	19%
April*	65,791	11,244	17%

\*Upto April 30, 2026

### ASPI vs Market Turnover



Source: CSE

## Daily Turnover Breakdown by Sector

Sector	Turnover (LKR)	%
Capital Goods	984,634,276.60	28.61%
Food Beverage & Tobacco	840,117,727.10	24.41%
Diversified Financials	547,413,613.05	15.91%
Banks	247,572,842.60	7.19%
Materials	168,684,389.15	4.90%
Insurance	110,748,928.20	3.22%
Real Estate Management & Development	99,371,040.35	2.89%
Telecommunication Services	79,086,302.70	2.30%
Transportation	68,951,471.35	2.00%
Energy	65,491,068.20	1.90%
Health Care Equipment & Services	56,992,393.55	1.66%
Consumer Services	53,426,058.25	1.55%
Consumer Durables & Apparel	50,969,966.65	1.48%
Retailing	32,043,625.20	0.93%
Utilities	18,809,777.20	0.55%
Commercial & Professional Services	9,629,581.15	0.28%
Software & Services	4,097,662.60	0.12%
Food & Staples Retailing	2,130,781.05	0.06%
Automobiles & Components	613,516.10	0.02%
Household & Personal Products	212,100.00	0.01%

Total Turnover (LKR)	3,440,997,120
YTD Avg. Turnover (LKR)	5,274,703,445
Monthly Avg. Turnover (LKR)	3,655,003,057

Source: CSE